

Scaled data based on original data using
LM-79-08 Approved Method: Electrical and Photometric Measurements of Solid-
State Lighting Products

Test Report Prepared for
Cooper Lighting Solutions
(formerly Eaton)

Brand: McGRAW-EDISON

Report Number: P450322

Luminaire Tested: **GALN-SA1A-760-U-T1**

Issue Date: 1/4/2021

Test Information

Test Method: LM-79-08
Report Number: P450322
TEST IS SCALED FROM IESNA LM-79-08 TEST DATA (G3-2011-042-5)
Test Lab: INNOVATION CENTER
Issue Date: 1/4/2021
Manufacturer: COOPER LIGHTING SOLUTIONS (FORMERLY EATON)
Product Line: MCGRAW-EDISON
Catalog Number: GALN-SA1A-760-U-T1
Description: GALLEON AREA AND ROADWAY LUMINAIRE
(1) 70 CRI, 5700K, 615mA LIGHTSQUARE WITH 16 LEDS AND TYPE I OPTICS
Light Source: -
Ballast/Driver: ELECTRONIC DRIVER

Summary

Lumens per Lamp: N/A
Luminaire Lumens: 4619 lumens
Efficiency: N/A
Efficacy: 140.0 lumens/watt
Luminous Opening: Rectangular (W 0.5' x L: 0.5' x H: 0')
IES Classification: Type I - Short
BUG Rating: B2 - U0 - G2

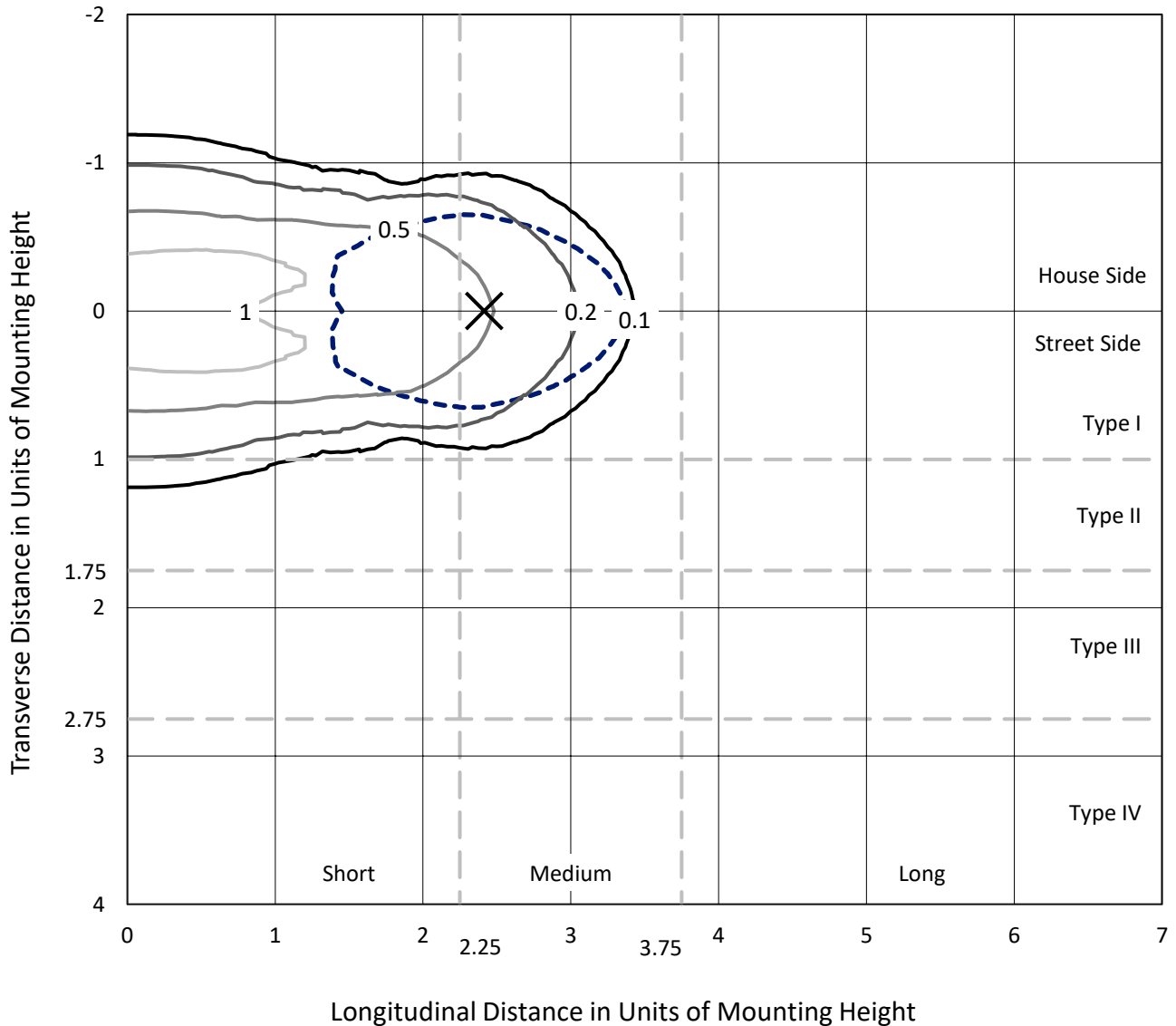
Input Watts (W): 33
Input Voltage (V): NR
Input Current (A_{in}): NR
Voltage Rise (V): NR
Power Factor: NR
Total Harmonic Distortion (THDi): NR
Frequency (hertz): 60
Stabilization Time: NR
Operation Time: NR
Ambient Temperature (°C): NR
Test Distance: 24 FT



REPORT NUMBER: P450322
 CATALOG NUMBER: GALN-SA1A-760-U-T1

Iso-Footcandle Lines of Horizontal Illumination

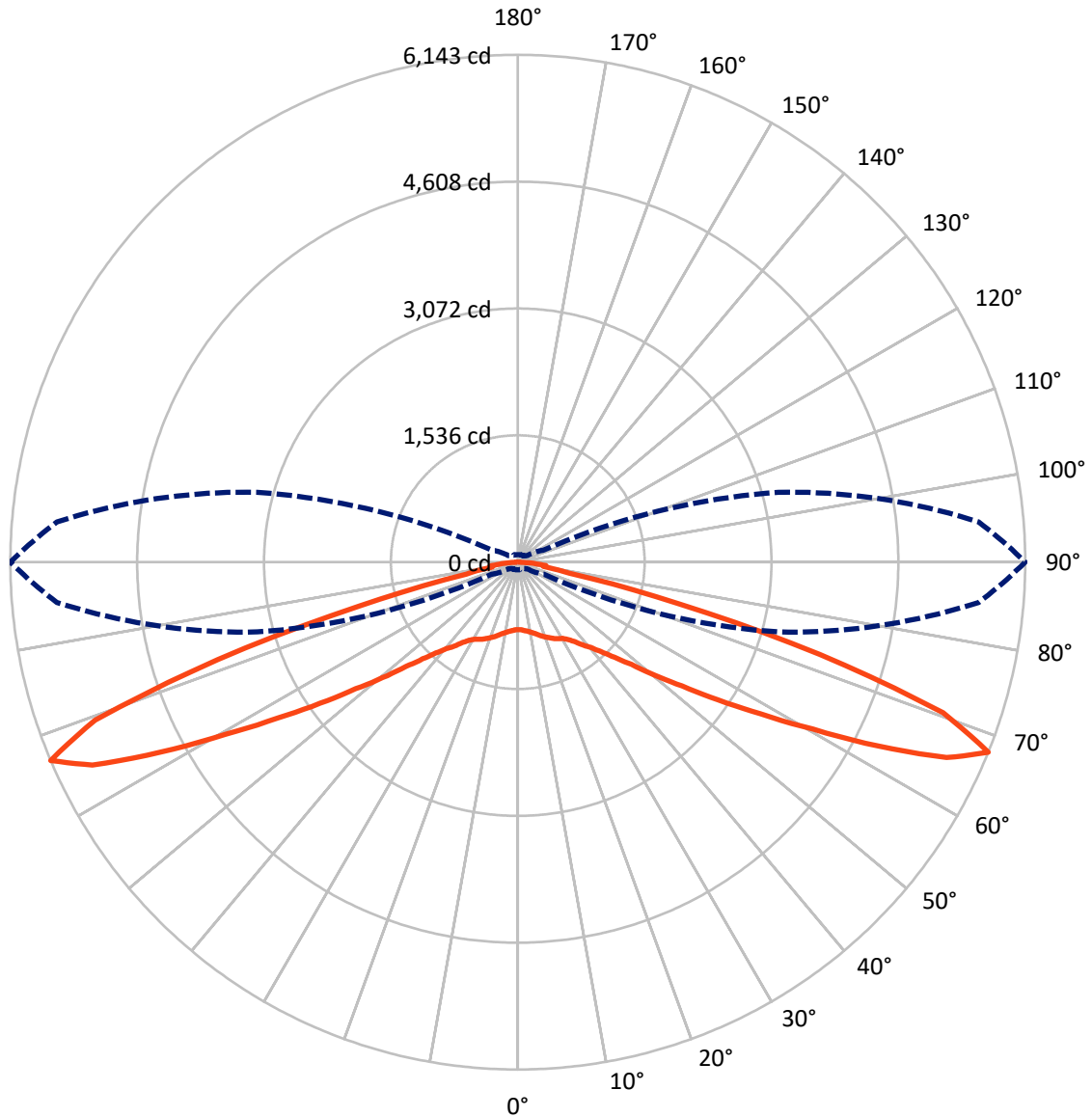
× Max cd
 - - - 1/2 Max cd



Based on 25 foot mounting height. Maximum calculated value = 1.4 fc
 Type I - Short - N/A

REPORT NUMBER: P450322
CATALOG NUMBER: GALN-SA1A-760-U-T1

Luminous Intensity Polar Plot



— Vertical Plane Through 90-Deg Lateral - - - Horizontal Cone Through 67.5-Deg Vertical

REPORT NUMBER: P450322

CATALOG NUMBER: GALN-SA1A-760-U-T1

FLUX DISTRIBUTION:

		Downward	Upward	Total
House Side	Lumens	2309.5	0.0	2309.5
	% Fixture	50.0	0.0	50.0
Street Side	Lumens	2309.5	0.0	2309.5
	% Fixture	50.0	0.0	50.0
Total	Lumens	4619.0	0.0	4619.0
	% Fixture	100.0	0.0	100.0

Coefficient of Utilization

ZONAL LUMENS:

Zone	Lumens	% Fixture
0°-10°	81.5	1.8
10°-20°	260.8	5.6
20°-30°	436.6	9.5
30°-40°	591.4	12.8
40°-50°	749.2	16.2
50°-60°	935.9	20.3
60°-70°	1100.1	23.8
70°-80°	420.8	9.1
80°-90°	42.6	0.9
90°-100°	0.0	0.0
100°-110°	0.0	0.0
110°-120°	0.0	0.0
120°-130°	0.0	0.0
130°-140°	0.0	0.0
140°-150°	0.0	0.0
150°-160°	0.0	0.0
160°-170°	0.0	0.0
170°-180°	0.0	0.0
0°-90°	4619.0	100.0
0°-180°	4619.0	100.0



REPORT NUMBER: P450322

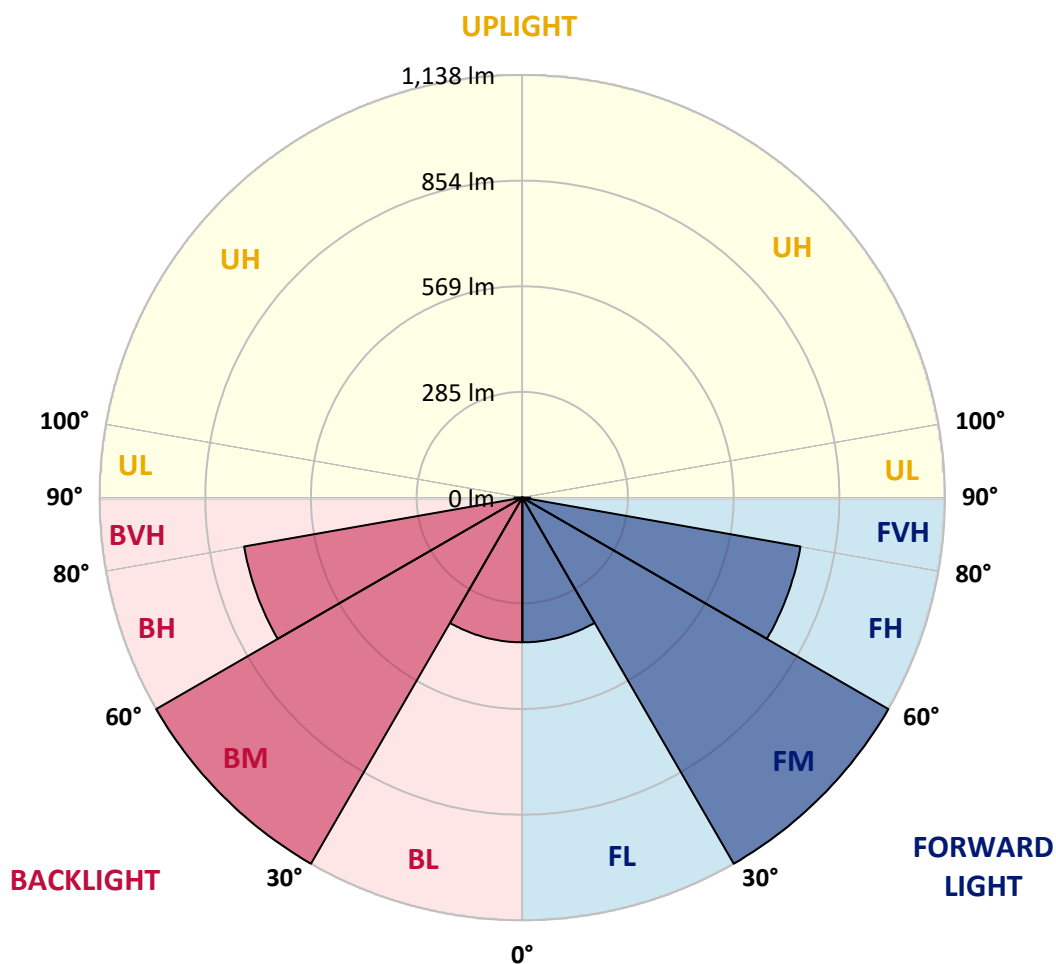
CATALOG NUMBER: GALN-SA1A-760-U-T1

LUMINAIRE CLASSIFICATION SYSTEM LUMEN TABLE AND BUG RATING:

Zone	Lumens	% Fixture	Zone Rating/Lumen Limit		
			B	U	G
FL (0°-30°)	389.5	8.4			
FM (30°-60°)	1138.2	24.6			
FH (60°-80°)	760.5	16.5			G1/1800
FVH (80°-90°)	21.3	0.5			G1/100
BL (0°-30°)	389.5	8.4	B1/500		
BM (30°-60°)	1138.2	24.6	B2/2500		
BH (60°-80°)	760.5	16.5	B2/1000		G2/1000
BVH (80°-90°)	21.3	0.5			G1/100
UL (90°-100°)	0.0	0.0		U0/0	
UH (100°-180°)	0.0	0.0		U0/0	

BUG Rating: B2-U0-G2

Type I Short





REPORT NUMBER: P450322
 CATALOG NUMBER: GALN-SA1A-760-U-T1

CANDELA DISTRIBUTION (FULL):

	0°	5°	15°	25°	35°	45°	55°	65°	75°	85°	90°
0°	817.7	817.7	817.7	817.7	817.7	817.7	817.7	817.7	817.7	817.7	817.7
2.5°	828.2	827.7	827.9	827.7	828.4	827.9	824.9	822.3	820.3	820.5	819.8
5°	845.8	846.1	846.4	845.1	846.9	845.8	841.0	836.9	832.8	831.3	830.8
7.5°	860.4	861.7	862.5	863.7	866.8	866.8	864.3	858.4	849.4	844.3	844.1
10°	875.0	876.0	878.3	882.4	887.5	892.4	891.4	883.4	871.9	863.2	861.2
12.5°	880.1	881.4	889.1	900.8	912.3	921.8	921.8	915.4	900.6	887.3	883.4
15°	862.2	864.5	878.3	903.4	933.6	954.3	958.9	949.9	934.1	913.6	909.0
17.5°	826.7	832.3	852.5	889.6	939.7	982.7	996.0	991.6	971.2	945.1	939.7
20°	788.5	794.7	816.2	865.3	934.6	999.3	1037.9	1039.0	1013.6	975.8	967.8
22.5°	746.6	751.2	778.8	836.4	919.2	1003.1	1074.0	1091.6	1057.4	1006.5	995.2
25°	699.5	704.7	733.6	795.7	890.3	998.8	1107.0	1145.9	1103.1	1039.2	1024.9
27.5°	654.5	656.6	687.5	750.7	852.2	987.5	1131.3	1195.7	1153.8	1066.3	1048.2
30°	611.3	616.2	643.5	705.9	808.5	965.5	1152.3	1252.5	1208.3	1094.7	1071.4
32.5°	565.5	571.4	601.1	664.2	764.8	932.5	1165.0	1314.7	1284.2	1140.7	1115.9
35°	521.5	525.4	555.3	616.7	722.0	894.2	1167.3	1384.8	1382.2	1210.6	1177.6
37.5°	476.5	482.1	512.3	571.1	676.8	853.5	1155.8	1459.2	1500.4	1307.5	1272.0
40°	433.3	438.1	467.8	527.1	625.4	803.9	1128.5	1527.2	1638.2	1407.3	1356.9
42.5°	386.2	387.5	420.0	480.3	575.0	746.3	1089.1	1587.8	1791.9	1541.0	1478.4
45°	332.8	336.1	366.3	425.6	517.2	681.9	1035.6	1638.0	1986.8	1726.5	1641.0
47.5°	279.3	282.1	309.7	368.3	454.0	608.0	953.3	1682.0	2186.9	1962.0	1850.0
50°	227.1	228.7	251.2	303.1	382.9	530.2	851.2	1696.0	2413.0	2295.6	2152.6
52.5°	179.6	181.9	199.0	239.7	306.9	438.4	741.0	1661.2	2676.9	2691.0	2489.4
55°	145.5	146.3	159.1	189.0	239.9	342.2	608.0	1564.3	2960.8	3197.7	2940.6
57.5°	125.3	125.8	133.0	149.6	184.7	258.1	471.6	1380.9	3215.8	3791.3	3460.9
60°	113.8	114.1	118.2	127.9	146.3	198.0	337.9	1122.1	3467.5	4452.0	4107.5
62.5°	106.7	106.7	109.5	114.8	123.8	151.9	244.8	809.5	3639.9	5122.4	4904.5
65°	99.8	99.8	101.8	105.6	110.5	124.3	180.8	527.9	3635.6	5610.6	5706.0
67.5°	91.8	91.8	93.4	97.2	100.0	106.9	139.7	345.8	3265.7	5599.9	6143.4
70°	82.4	82.4	84.4	87.7	90.0	94.4	110.2	236.6	2399.2	4781.4	5463.6
72.5°	72.9	73.2	74.4	77.8	79.5	82.1	91.6	165.7	1471.7	3255.7	3820.2
75°	62.4	62.9	64.2	67.5	69.1	70.1	77.2	118.2	744.6	1755.4	1998.6
77.5°	50.4	51.4	52.2	55.8	56.8	58.3	63.7	85.4	326.9	630.7	636.4
80°	36.8	38.1	40.4	43.7	44.5	45.5	48.6	60.6	148.1	288.0	312.8
82.5°	27.1	28.9	26.1	30.4	30.4	29.2	34.3	40.7	68.0	285.2	341.2
85°	14.8	15.1	13.6	15.6	16.6	16.4	18.2	20.0	33.0	190.3	196.2
87.5°	3.6	3.8	4.1	4.9	5.9	5.9	6.4	5.6	10.7	61.6	35.3
90°	0.0	0.0	0.0	0.0	0.0	0.0	0.0	0.0	0.0	0.0	0.0

(END OF REPORT)